

2022 Annual Parent Survey

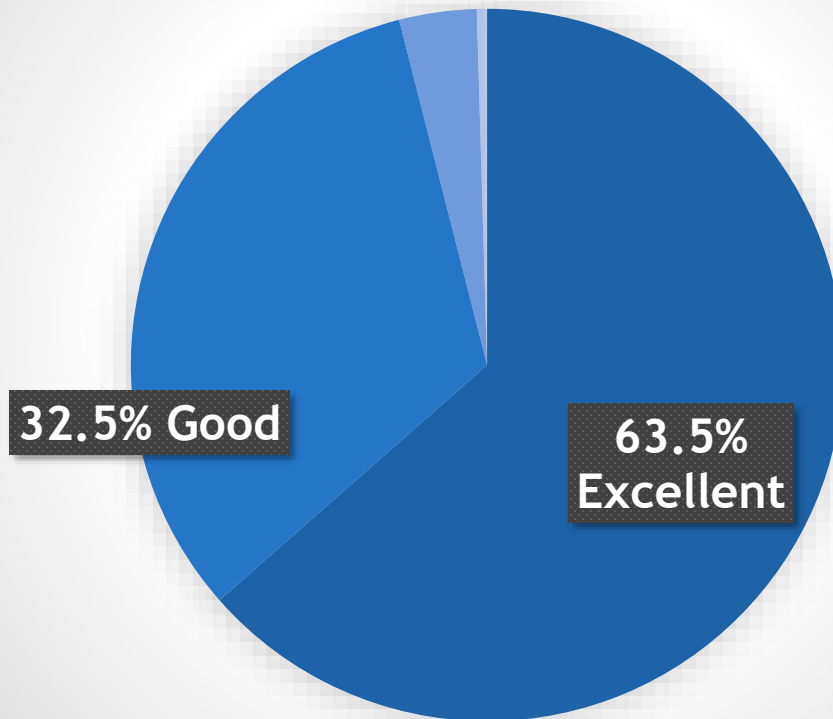
2,803 respondents

About the Survey

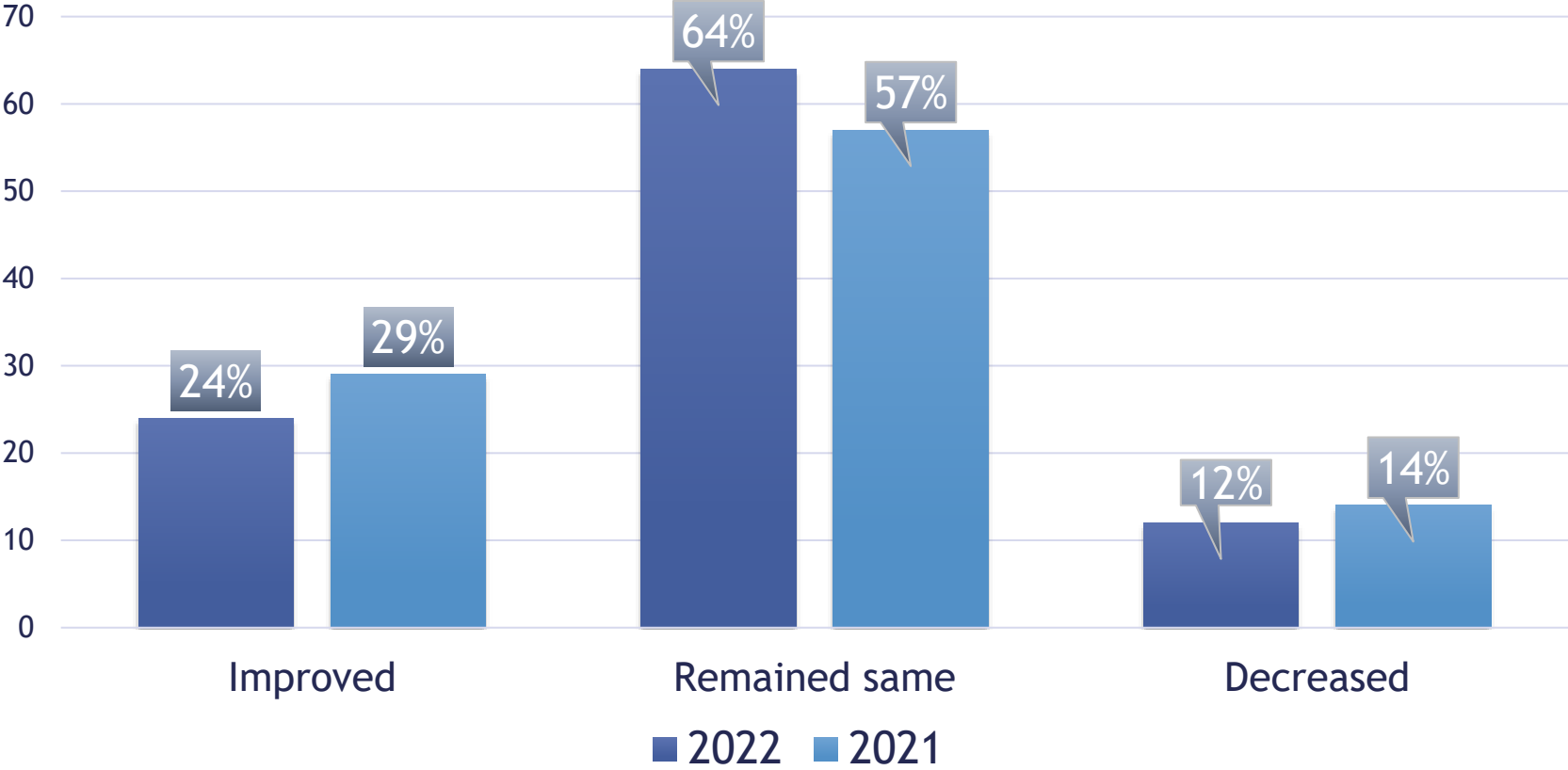
- ▶ Deployed mid-May to mid-June 2022
- ▶ Emailed to all families enrolled
- ▶ 2,803 respondents (up 76 from 2021)
 - ▶ 63% resident, 37% open-enrolled
 - ▶ 94% in-person learning, 6% full e-learning
 - ▶ 27% enrolled in Minnetonka Schools 0-2 years, 27% 3-4 years, 19% 6-8 years, 27% 9 years or more

2022 Minnetonka Schools Parent Survey: Overall, how would you rate the education provided by the Minnetonka School District?

96% Excellent or Good



2022 Minnetonka Schools Parent Survey: Has the education provided by Minnetonka Public Schools during the past five years improved in quality, decreased in quality, or remained the same?



Preschool Education

Preschool Parents Survey Results	2022	2021
I believe teachers care about my child.	100%	98%
I believe teachers inspire my child to perform at high levels academically.	97%	93%
I am aware of what my child is expected to learn this year.	93%	93%
I believe Minnetonka provides a safe learning environment for my child.	94%	98%
I am satisfied with communications from my child's teacher.	89%	97%
I believe my child will be appropriately prepared to advance to the next level.	97%	97%
I believe my child enjoys preschool.	97%	95%
I believe teachers at Minnetonka treat children with dignity and respect.	100%	98%
Overall, I am satisfied with my child's educational experience with Minnetonka.	97%	97%

Elementary Education

Elementary School Parents- on Teaching and Learning	2022	2021	2020
I believe teachers really care about my child.	97%	97%	98%
I believe teachers inspire my child to perform at high levels academically.	95%	95%	95%
I was aware of what my child was expected to learn this year.	90%	89%	92%
I believe my child will be appropriately prepared to advance to the next grade level.	96%	95%	94%
I believe my child enjoys school.	95%	95%	95%
I believe teachers treat students with respect.	98%	98%	99%
I believe the school's curriculum is challenging.	91%	91%	93%
Technology is very important to my child's learning.	82%	84%	89%
I believe the school's curriculum requires my child's best efforts.	91%	90%	91%
Overall, I am satisfied with my child's educational experience at this school.	95%	94%	95%

Elementary School Parents- on Building Relationships	2022	2021	2020
I am satisfied with communication from teachers regarding what my child is learning.	92%	90%	91%
I believe school-to-home communication keeps me well informed about school events.	95%	93%	95%
I am aware of expectations for behavior at school.	96%	96%	97%
I have meaningful opportunities to be involved in my child's school.	80%	75%	94%
I believe the school provides a safe learning environment.	96%	96%	96%
I understand the principles of the responsive classroom initiative.	84%	85%	89%
I believe responsive classroom practices have a positive impact on my child's school.	97%	97%	97%
Seesaw has been a strong tool to help me better understand and follow what is happening in the classroom. (Most using Seesaw are in grades K-3)	82%	85%	87%
The principal at my child's school is accessible to me when I have ideas, concerns or questions.	93%	95%	96%

Elementary School Parents- NEW QUESTIONS THIS YEAR	2022	2021	2020
I believe my child's teacher provided robust and comprehensive remote instruction when my child was involved in e-learning days.	86%	N/A	N/A
I believe the school provides an environment that supports my child's sense of well-being.	93%	N/A	N/A
I believe the school provides an environment that supports my child's sense of belonging.	93%	N/A	N/A

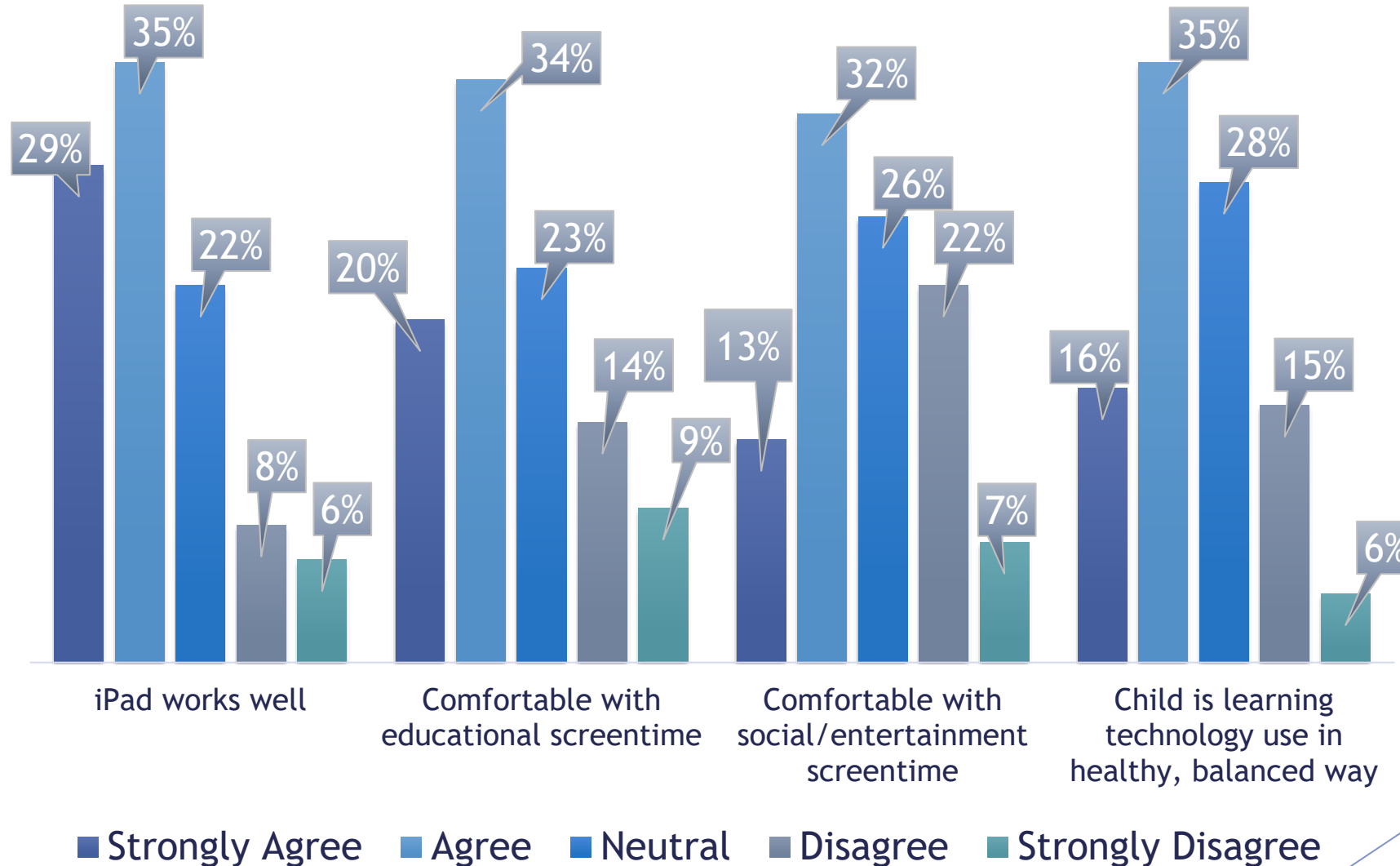
2022 Minnetonka Schools Parent Survey: What were the top successes with regard to the District's COVID-19 Safe Learning Plan this year? (Can check multiple answers)

- ▶ 62% (or 968) “Accessible/Reliable Technology”
- ▶ 55% (or 859) “Communications with/from Teacher”
- ▶ 52% (or 810) “My Student’s Connection w/Teacher”
- ▶ 43% (or 676) “Communication from Principal and/or District”
- ▶ 41% (or 633) “My Student’s Engagement with Learning”
- ▶ 39% (or 613) “My Student’s Connection with Classmates”
- ▶ 25% (or 396) “Academic Support for My Student”

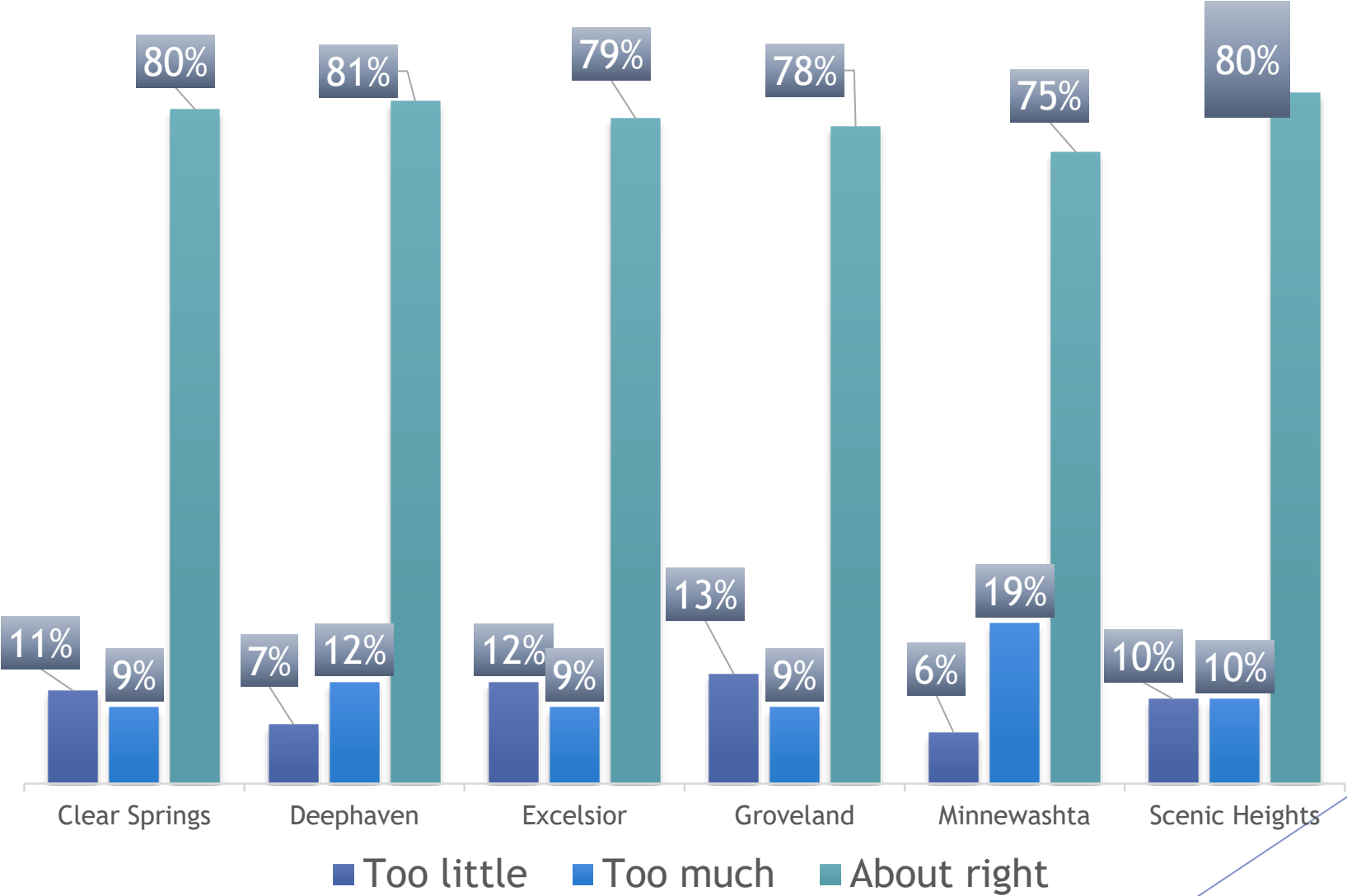
2022 Minnetonka Schools Parent Survey: What were the top challenges with regard to the District's COVID-19 Safe Learning Plan this year? (Can check multiple answers)

- ▶ 31% (or 483) “My Student’s Self-motivation”
- ▶ 31% (or 476) “My Student’s Connection with Classmates”
- ▶ 28% (or 437) “My Student’s Engagement with Learning”
- ▶ 27% (or 418) “My Student Experienced No Challenges”
- ▶ 18% (or 275) “My Student’s Connection w/Teacher”
- ▶ 17% (or 259) “Social and Emotional Support and Resources for my Student”

2022 Minnetonka Schools Parent Survey: Elementary School Technology Questions

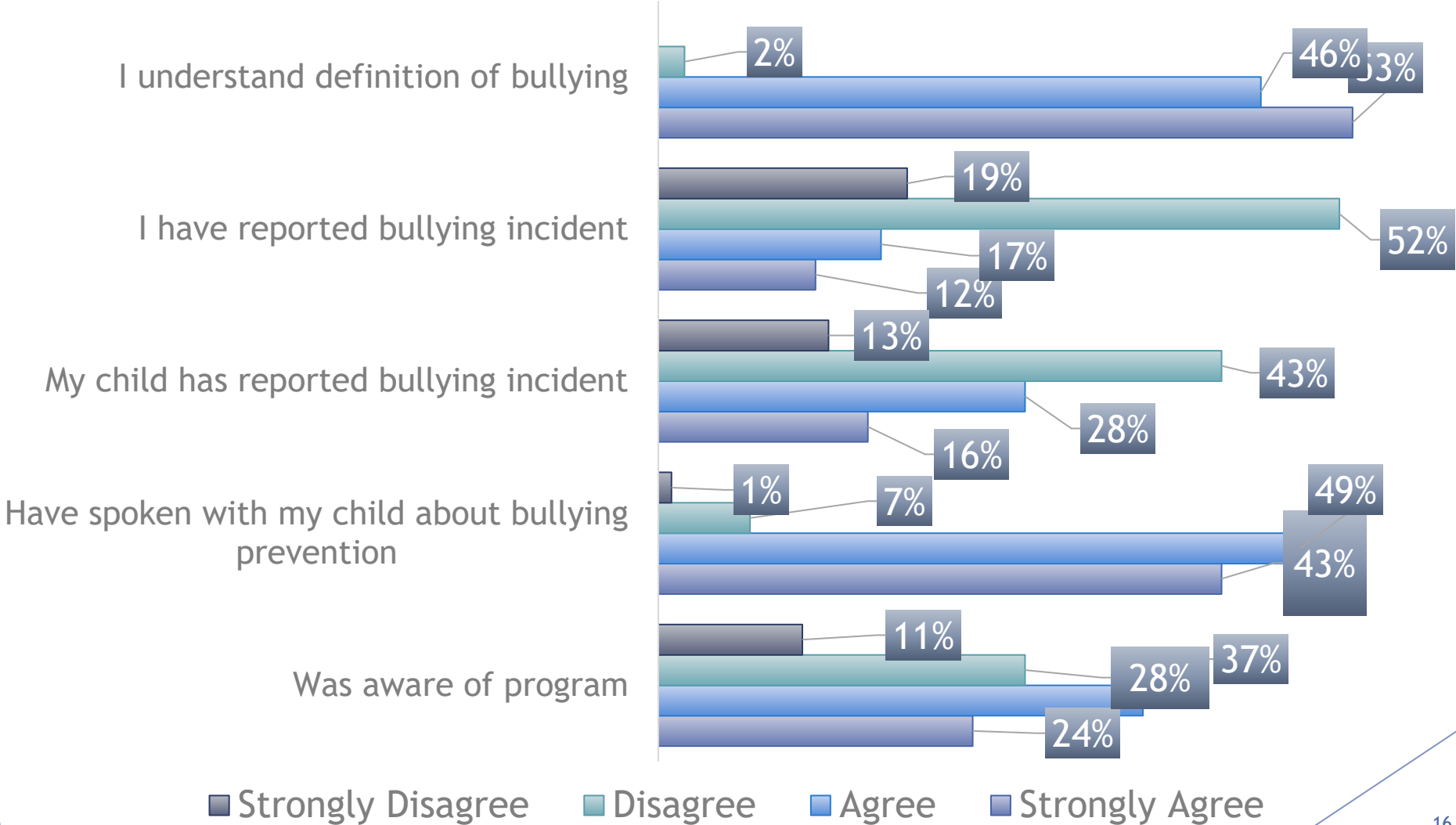


2022 Minnetonka Schools Parent Survey: Elementary Parents, consider the homework your child has on average. Is the amount too much, too little, or about right?

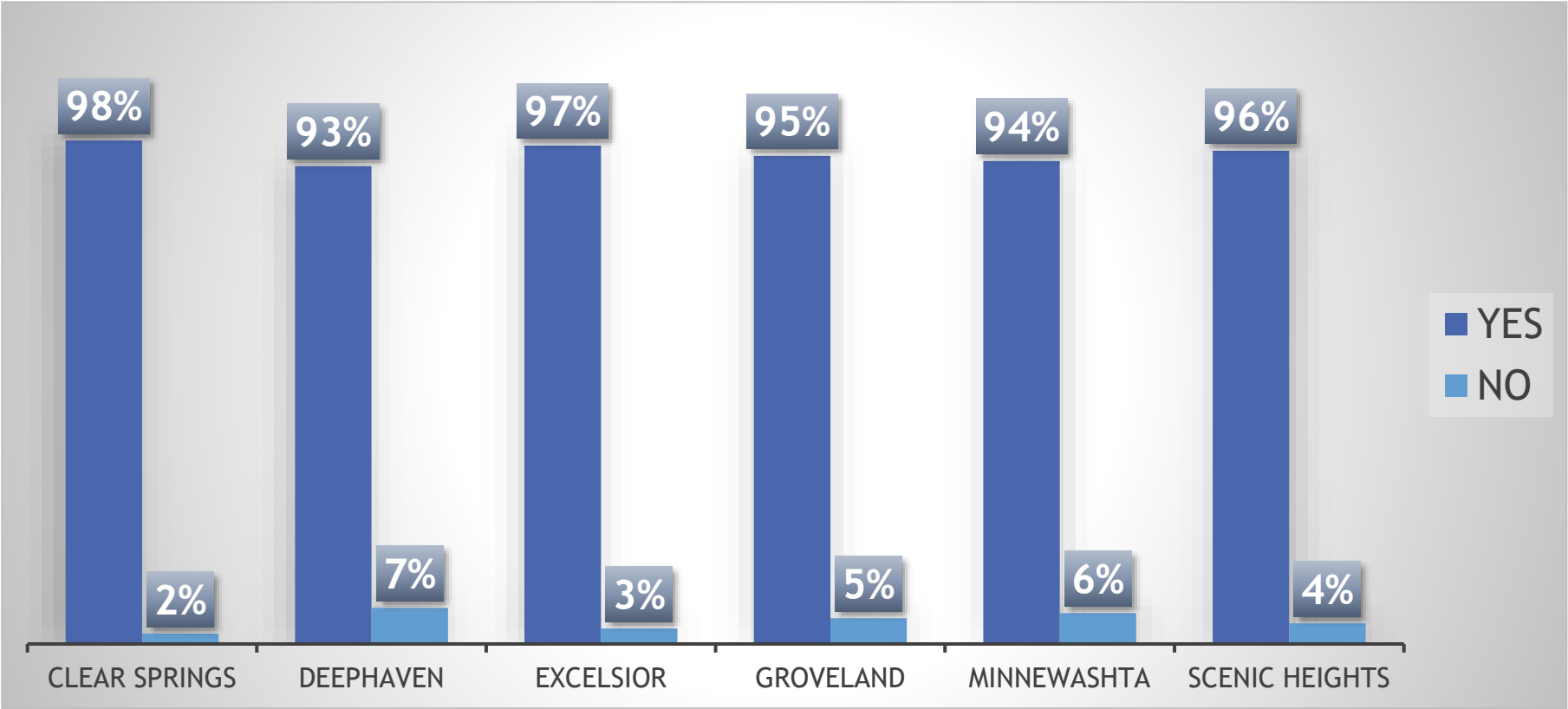


Elementary School Parents- Satisfaction by Subject Area	
Art	96%
Music	97%
Health	97%
Language Arts	97%
Math	96%
Physical Education	98%
Science	97%
Social Studies	97%
World Language (Spanish or Chinese)	97%
Computer Coding	95%
Media	97%

2022 Minnetonka Schools Parent Survey: Bullying Prevention



2022 Minnetonka Schools Parent Survey: Elementary Parents, would you recommend this school to a friend or neighbor?



Average is 95% Yes, 4% No; Overall, consistent with 2020 numbers

2022 Minnetonka Schools Parent Survey: Elementary School

Parents Commended their Child's School Principal on:

- ▶ 24% (or 237) “Strong Communications”
- ▶ 21% (or 207) “Strong Leadership”
- ▶ 15% (or 144) “Great Teachers/Staff”
- ▶ 15% (or 142) “Positive/Happy Environment”
- ▶ 14% (or 138) “Warm/Caring”
- ▶ 14% (or 138) “Engaged Leaders”
- ▶ 12% (or 120) “Accessible/Responsive”

2022 Minnetonka Schools Parent Survey: Elementary School

Parents Advised their Child's School Principal on:

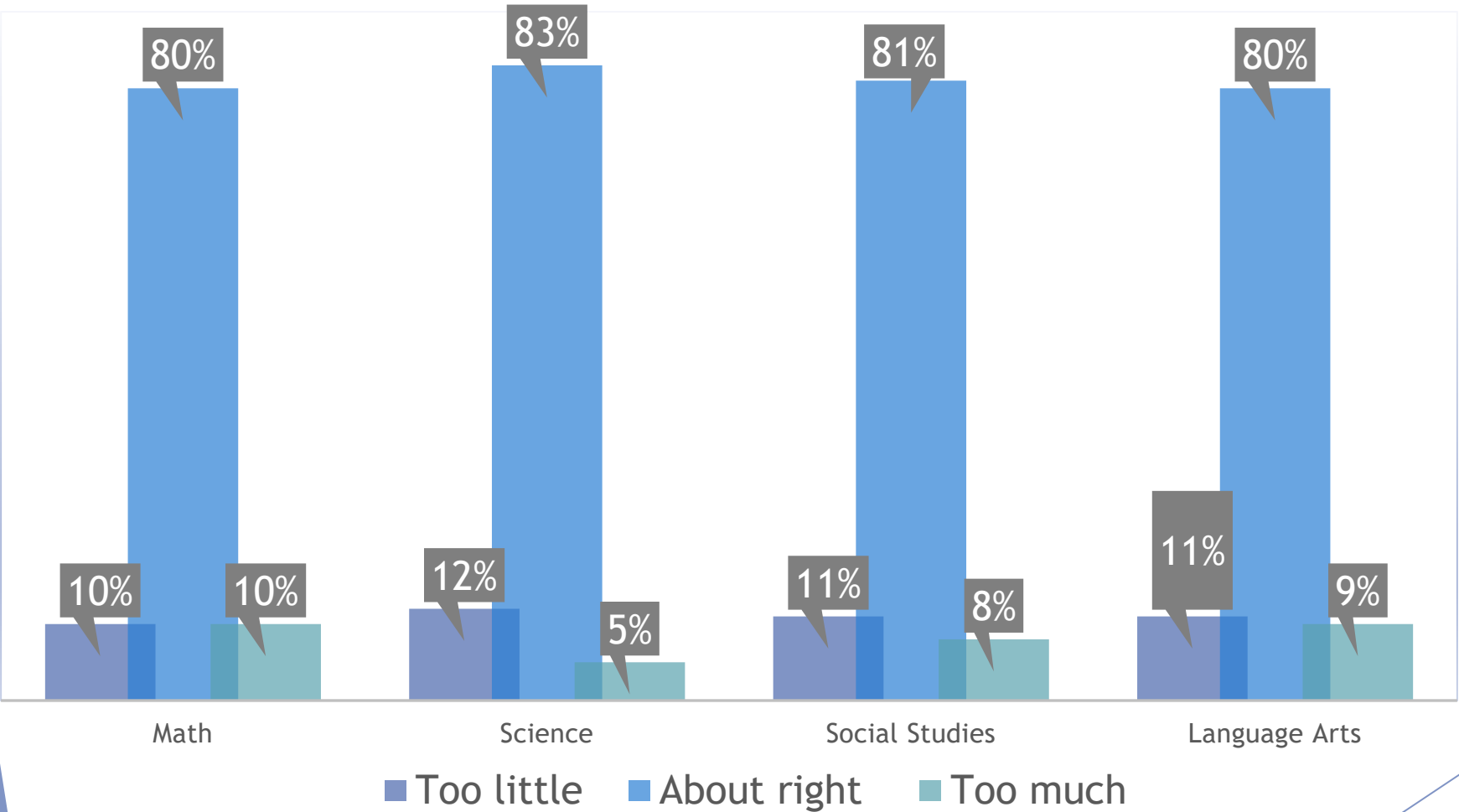
- ▶ 10% (or 86) "Too Much Tech/Screen Time/iPad Suggestion or Concern"
- ▶ 10% (or 85) "Communications Suggestion or Concern"
- ▶ 7% (or 60) "Teacher or Staff Member Concern"
- ▶ 5% (or 44) "Nothing/Keep Up the Great Work!"
- ▶ 5% (or 41) "Academic Suggestion or Concern"
- ▶ 5% (or 38) "More Parent Volunteer Involvement/Opportunities"
- ▶ 5% (or 38) "More Recess/Outdoor Time"

Middle School Education

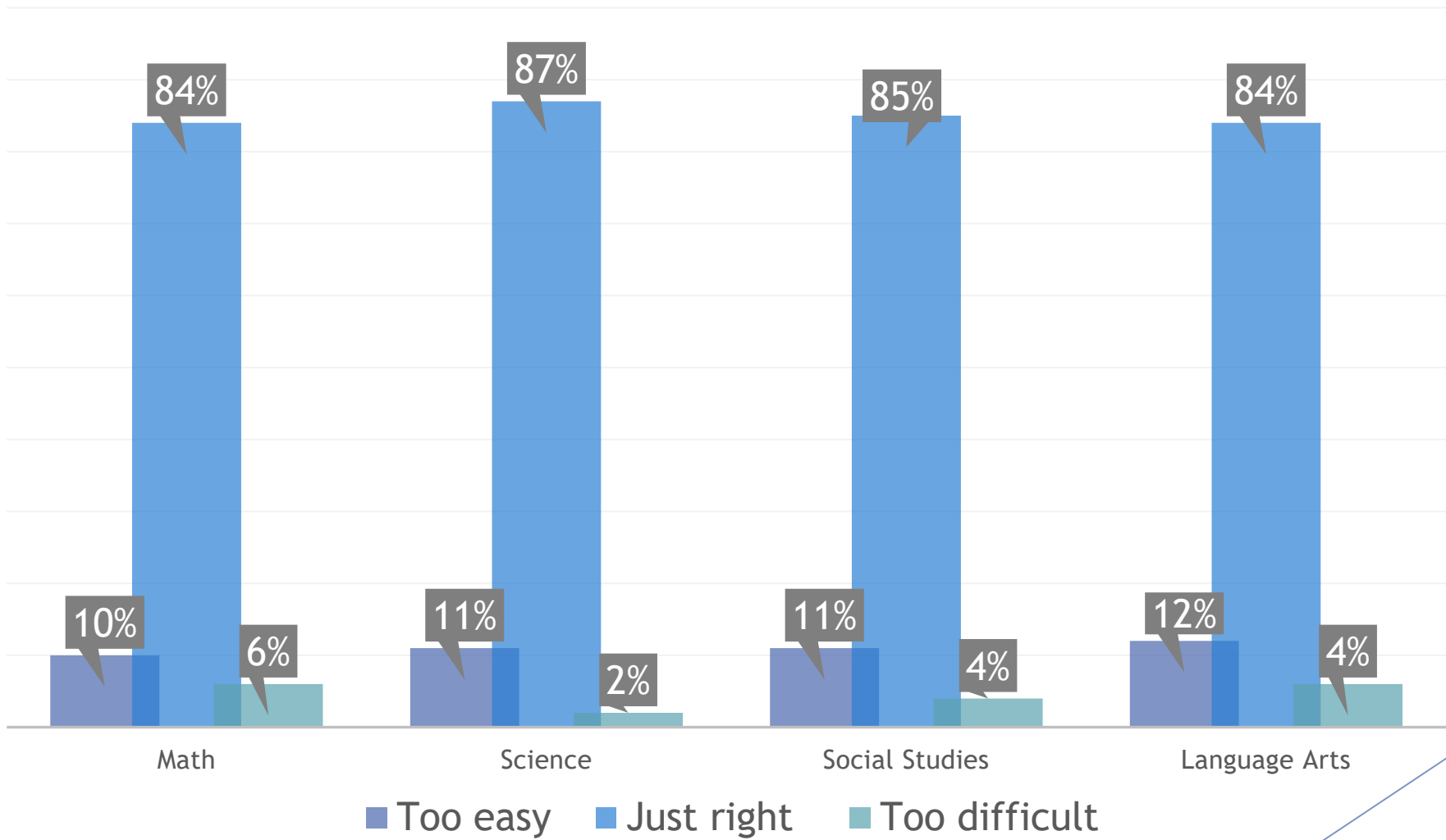
Middle School Parents- on Teaching and Learning	2022	2021	2020
My child likes school.	87%	84%	89%
My child is treated with respect by the adults at school.	95%	95%	98%
Teachers know my child well.	86%	81%	92%
Teachers care about my child.	98%	94%	97%
Teachers give my child individual attention when needed.	91%	87%	94%
Teachers communicate expectations and instructions well.	91%	89%	95%
Teachers get my child actively involved in his/her learning.	93%	88%	94%
My child is learning effective strategies for academic success.	89%	84%	90%
My child feels that he/she can get the academic help needed.	91%	89%	93%
My child feels successful at school.	89%	85%	90%
Technology is very important to my child's learning.	85%	85%	90%
My child's future success will depend on his/her ability to harness new and emerging technologies.	88%	87%	90%

Middle School Parents- on School Climate	2022	2021	2020
The school is teaching my child about the importance of helping others and giving back.	83%	77%	84%
The school is teaching my child about the importance of being kind to others.	88%	86%	92%
I believe my child will be academically prepared to be successful at the next grade level.	93%	91%	93%
I believe my child will be emotionally/socially prepared to be successful at the next grade level.	90%	89%	94%
I am proud that my child is a student at his/her middle school.	93%	91%	96%
I believe the school's curriculum is challenging.	93%	90%	94%
I believe the school's curriculum requires my child's best efforts.	89%	87%	92%
Overall, I am satisfied with my child's educational experience.	92%	88%	95%

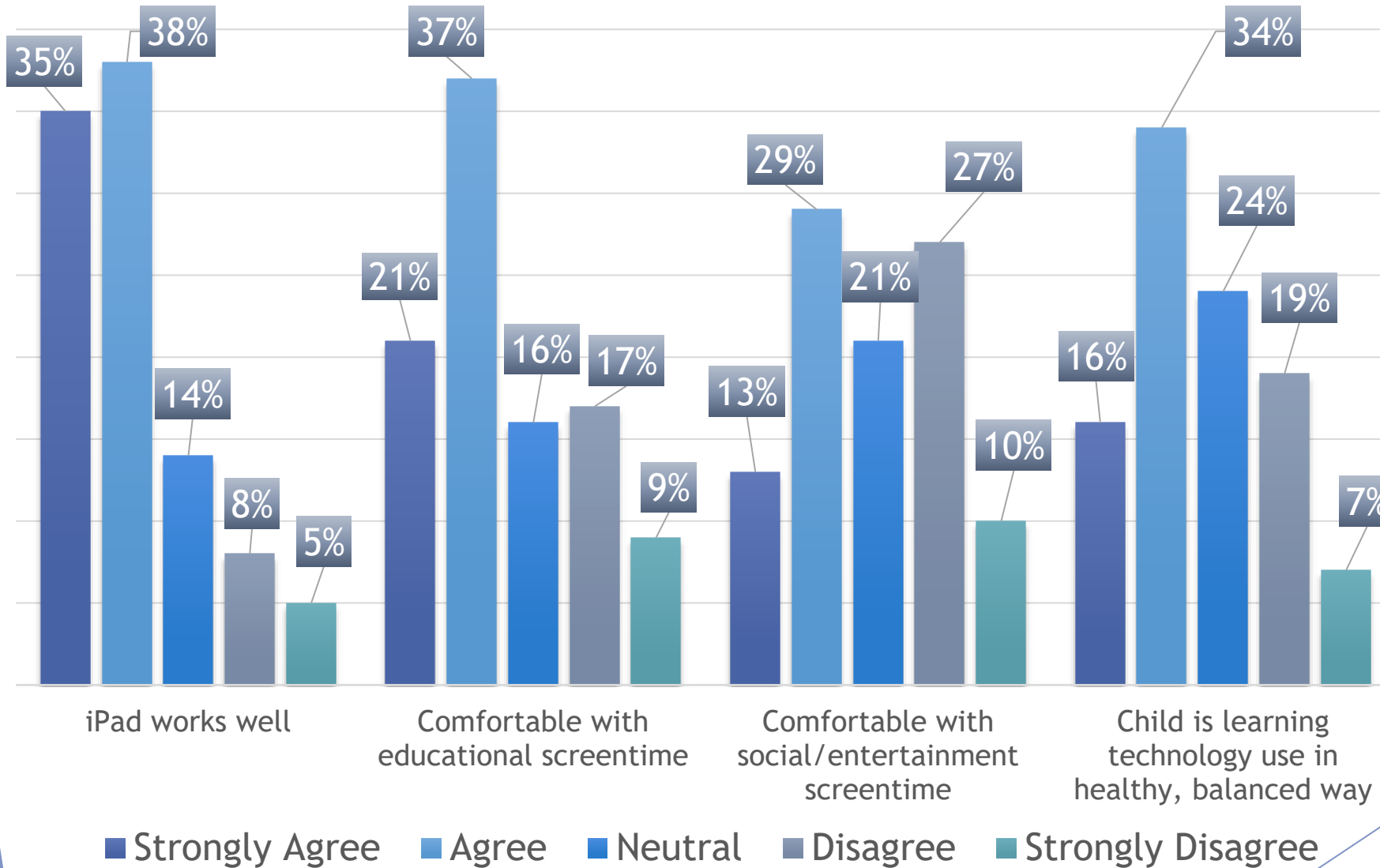
2022 Minnetonka Schools Parent Survey: Is the amount of your child’s *homework* too little, about right or too much in each of these subjects?



2022 Minnetonka Schools Parent Survey: Is the *level of rigor and challenge* your child has in each class too easy, just right or too difficult?



2022 Minnetonka Schools Parent Survey: Middle School Technology Questions



Middle School Parents- Satisfaction by Subject Area	2022	2021	2020
Art	97%	96%	97%
Band	94%	93%	93%
Chinese	92%	92%	92%
Choir	94%	92%	90%
Classroom Music	95%	98%	95%
FACS (grades 6 or 8)	94%	92%	95%
French (grades 7 or 8)	96%	94%	93%
German (grades 7 or 8)	100%	98%	96%
Health	95%	95%	97%
Language Arts	96%	94%	95%

Middle School Parents- Satisfaction by Subject Area	2022	2021	2020
Math	97%	95%	98%
Orchestra	98%	88%	96%
Physical Education	95%	95%	95%
Science	98%	97%	97%
Spanish	95%	96%	91%
STEM (grade 6)	98%	95%	99%
Tech Ed (grade 7 or 8)	97%	95%	93%
Social Studies	94%	93%	94%

2022 Minnetonka Schools Parent Survey: What were the top successes with regard to the District's COVID-19 Safe Learning Plan this year? (Can check multiple answers)

- ▶ 66% (or 454) “Accessible/Reliable Technology”
- ▶ 40% (or 274) “Communications from Principal and/or District”
- ▶ 39% (or 271) “My Student’s Engagement with Learning”
- ▶ 36% (or 246) “Communication from Teachers”
- ▶ 31% (or 216) “My Student’s Connection with Teachers”
- ▶ 29% (or 199) “My Student’s Connection with Classmates”
- ▶ 25% (or 171) “Academic Support for My Student”

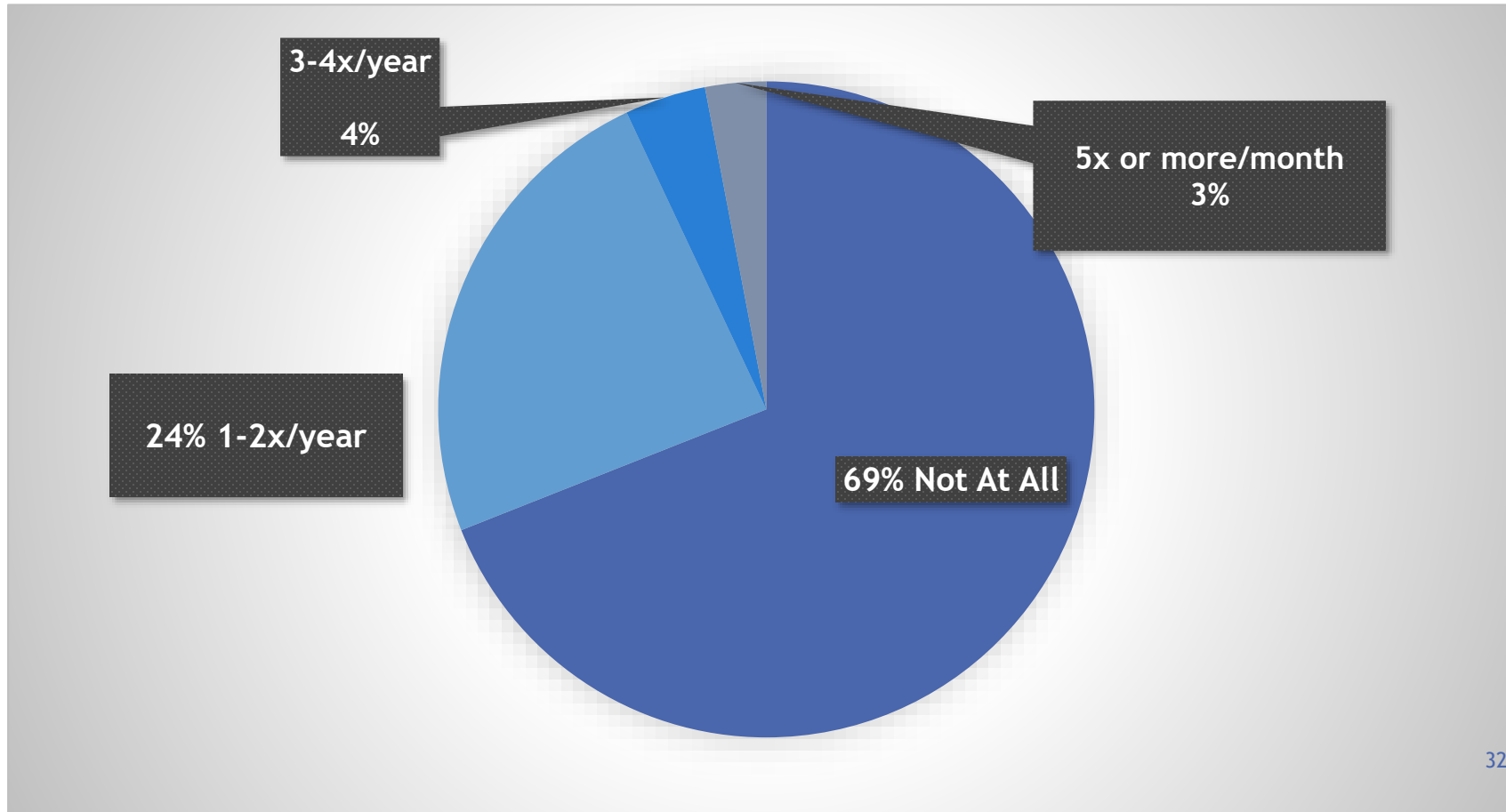
2022 Minnetonka Schools Parent Survey: What were the top challenges with regard to the District's COVID-19 Safe Learning Plan this year? (Can check multiple answers)

- ▶ 41% (or 279) “My Student’s Connection with Classmates”
- ▶ 37% (or 254) “My Student’s Self-motivation”
- ▶ 34% (or 231) “My Student’s Engagement with Learning”
- ▶ 27% (or 184) “My Student’s Connection w/Teacher”
- ▶ 22% (or 149) “Keeping Up with School Work”
- ▶ 21% (or 145) “Communication from Teachers”

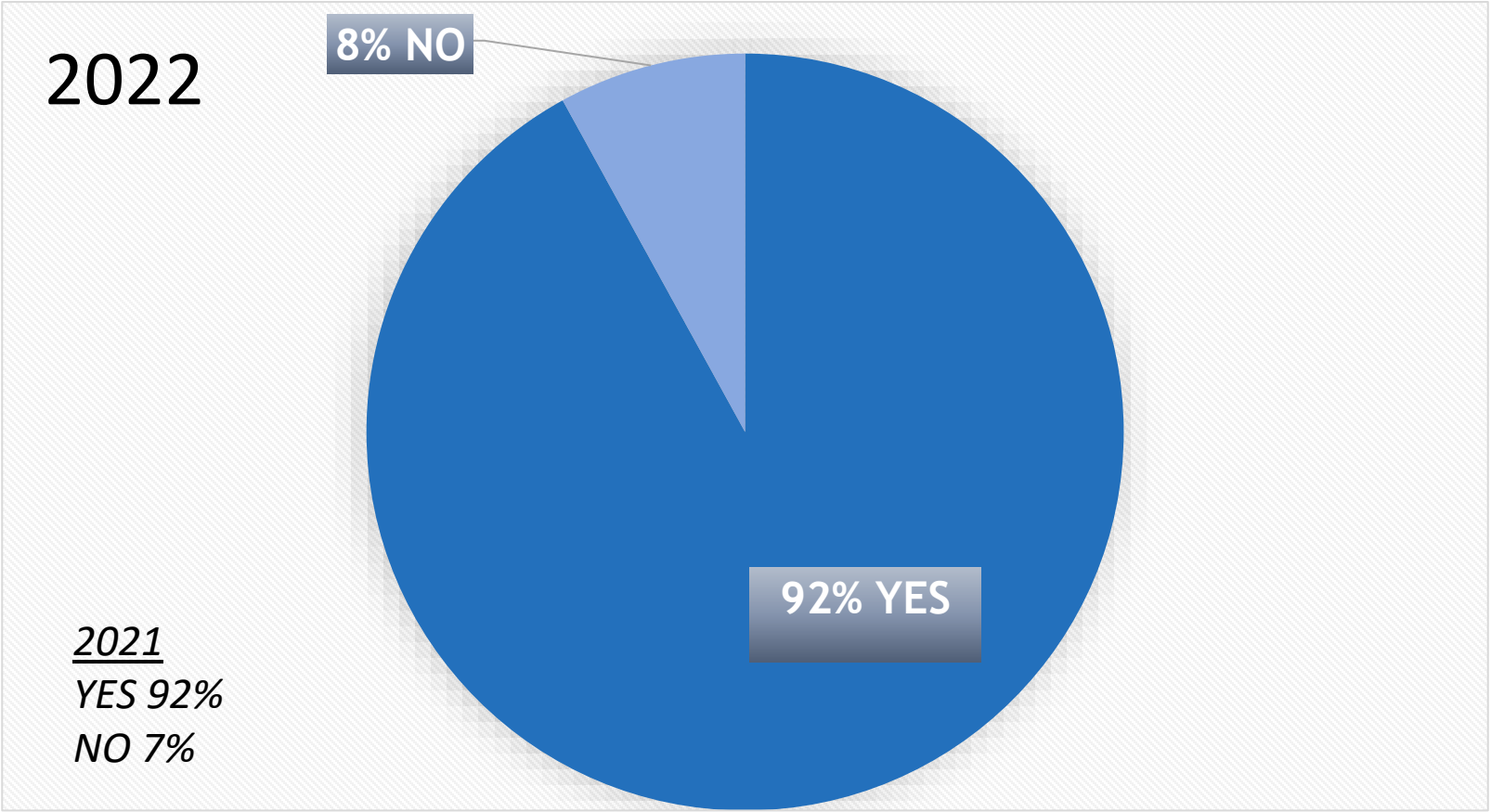
Middle School Parents- NEW QUESTIONS THIS YEAR	2022	2021	2020
I believe my child's teacher provided robust and comprehensive remote instruction when my child was involved in e-learning days.	78%	N/A	N/A
I believe the school provides an environment that supports my child's sense of well-being.	88%	N/A	N/A
I believe the school provides an environment that supports my child's sense of belonging.	83%	N/A	N/A

Middle School Parents- on Building Relationships	2022	2021	2020
I am satisfied with communication from teachers in regard to what my child is learning.	77%	77%	81%
I believe school-to-home communication keeps me well informed about school events.	88%	90%	92%
I am aware of expectations for behavior at school.	96%	96%	98%
Parent-teacher conferences provided useful information for me.	84%	82%	82%
I believe the school provides a safe learning environment.	92%	93%	97%
I feel welcomed by staff at my child's school during the school day.	88%	85%	93%
There is an adult at school with whom my child can talk if there is a problem.	92%	90%	96%
The principal at my child's school is accessible to me when I have ideas, concerns or questions.	92%	92%	95%
I am satisfied with guidance services at my child's school.	85%	87%	93%
I know the name of my child's counselor.	79%	87%	91%

2022 Minnetonka Schools Parent Survey: Middle School Parents, has your child told you they were bullied at school this year, and if so, how often?



2022 Minnetonka Schools Parent Survey: Middle School Parents, would you recommend your child’s school to a friend or neighbor?



2022 Minnetonka Schools Parent Survey: Middle School Parents Commended their Child's School Principal on:

- ▶ 36% (or 144) "Strong Communications"
- ▶ 25% (or 101) "Excellent Leadership"
- ▶ 14% (or 56) "Great Teachers/Staff"
- ▶ 7% (or 29) "Happy/Positive Environment"
- ▶ 6% (or 24) "Engaged"
- ▶ 6% (or 24) "Academic Rigor"
- ▶ 6% (or 23) "Responsive/Accessible"

2022 Minnetonka Schools Parent Survey: Middle School Parents Advised their Child's School Principal on:

- ▶ 18% (or 61) "Academic Suggestion or Concern"
- ▶ 13% (or 47) "Communications Suggestion or Concern"
- ▶ 10% (or 33) "iPad/Screen Time/Tech Suggestion or Concern"
- ▶ 7% (or 26) "Nothing/Good Job!"
- ▶ 6% (or 21) "More DEI Efforts"
- ▶ 6% (or 20) "Teacher/Staff Concern"
- ▶ 5% (or 17) "Lunch Suggestion or Concern"

High School Education

High School Parents- on Teaching and Learning	2022	2021	2020
I believe teachers really care about my child.	92%	92%	94%
I believe teachers inspire my child to perform at high levels academically.	87%	87%	90%
I believe my child will be appropriately prepared to advance to the next grade level.	94%	91%	95%
I believe my child enjoys school.	82%	77%	86%
I believe teachers treat students with respect.	95%	95%	98%
I believe the school's curriculum is challenging.	96%	96%	97%
I believe the curriculum requires my child's best efforts.	89%	88%	93%
Technology is very important to my child's learning.	86%	87%	90%
My child can apply learning in new ways when using technology in school.	89%	89%	94%
My child's future success depends on his/her ability to harness new and emerging technologies.	87%	90%	92%
I believe my child is able to pursue an education that is personally meaningful.	90%	87%	94%
Overall, I'm satisfied with my child's educational experience.	89%	86%	93%

HighSchool Parents- NEW QUESTIONS THIS YEAR	2022	2021	2020
I believe my child's teacher provided robust and comprehensive remote instruction when my child was involved in e-learning days.	67%	N/A	N/A
I believe the school provides an environment that supports my child's sense of well-being.	84%	N/A	N/A
I believe the school provides an environment that supports my child's sense of belonging.	80%	N/A	N/A

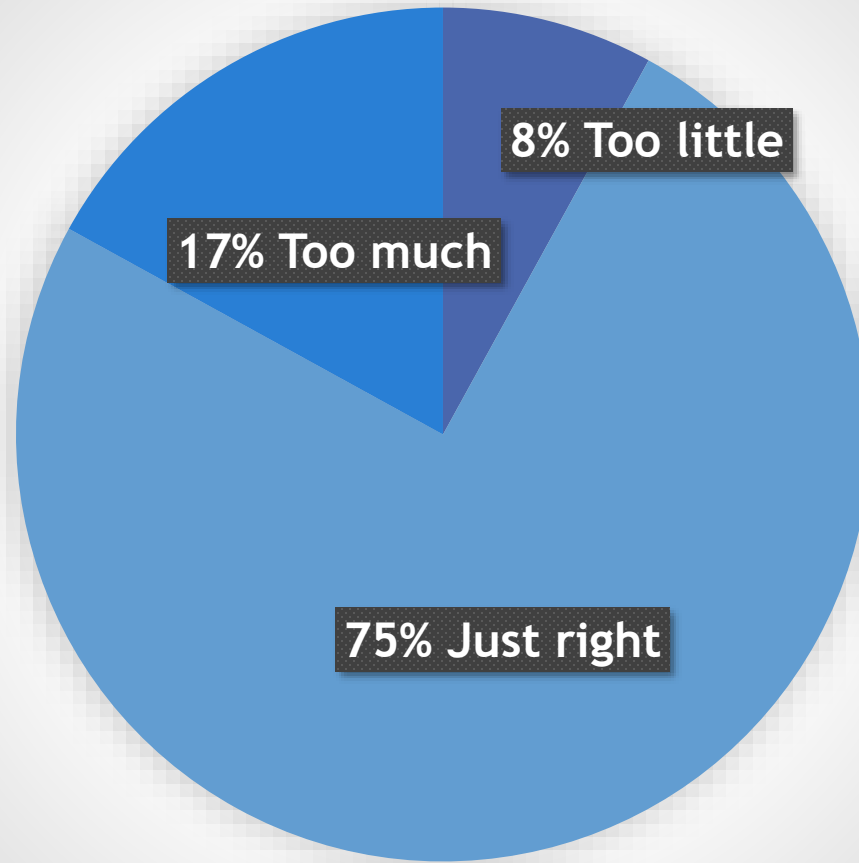
2022 Minnetonka Schools Parent Survey: What were the top successes with regard to the District's COVID-19 Safe Learning Plan this year? (Can check multiple answers)

- ▶ 60% (or 442) “Accessible/Reliable Technology”
- ▶ 45% (or 335) “Communications from Principal and/or District”
- ▶ 33% (or 246) “My Student’s Engagement with Learning”
- ▶ 28% (or 206) “Communication from Teachers”
- ▶ 27% (or 200) “My Student’s Connection with Teachers”
- ▶ 27% (or 198) “My Student’s Connection with Classmates”
- ▶ 25% (or 183) “Academic Support for My Student”

2022 Minnetonka Schools Parent Survey: What were the top challenges with regard to the District's COVID-19 Safe Learning Plan this year? (Can check multiple answers)

- ▶ 40% (or 296) “My Student’s Connection with Classmates”
- ▶ 40% (or 293) “My Student’s Self-motivation”
- ▶ 33% (or 244) “My Student’s Engagement with Learning”
- ▶ 28% (or 203) “My Student’s Connection w/Teacher”
- ▶ 24% (or 174) “Social and Emotional Support for My Student”
- ▶ 22% (or 157) “Keeping Up with School Work”

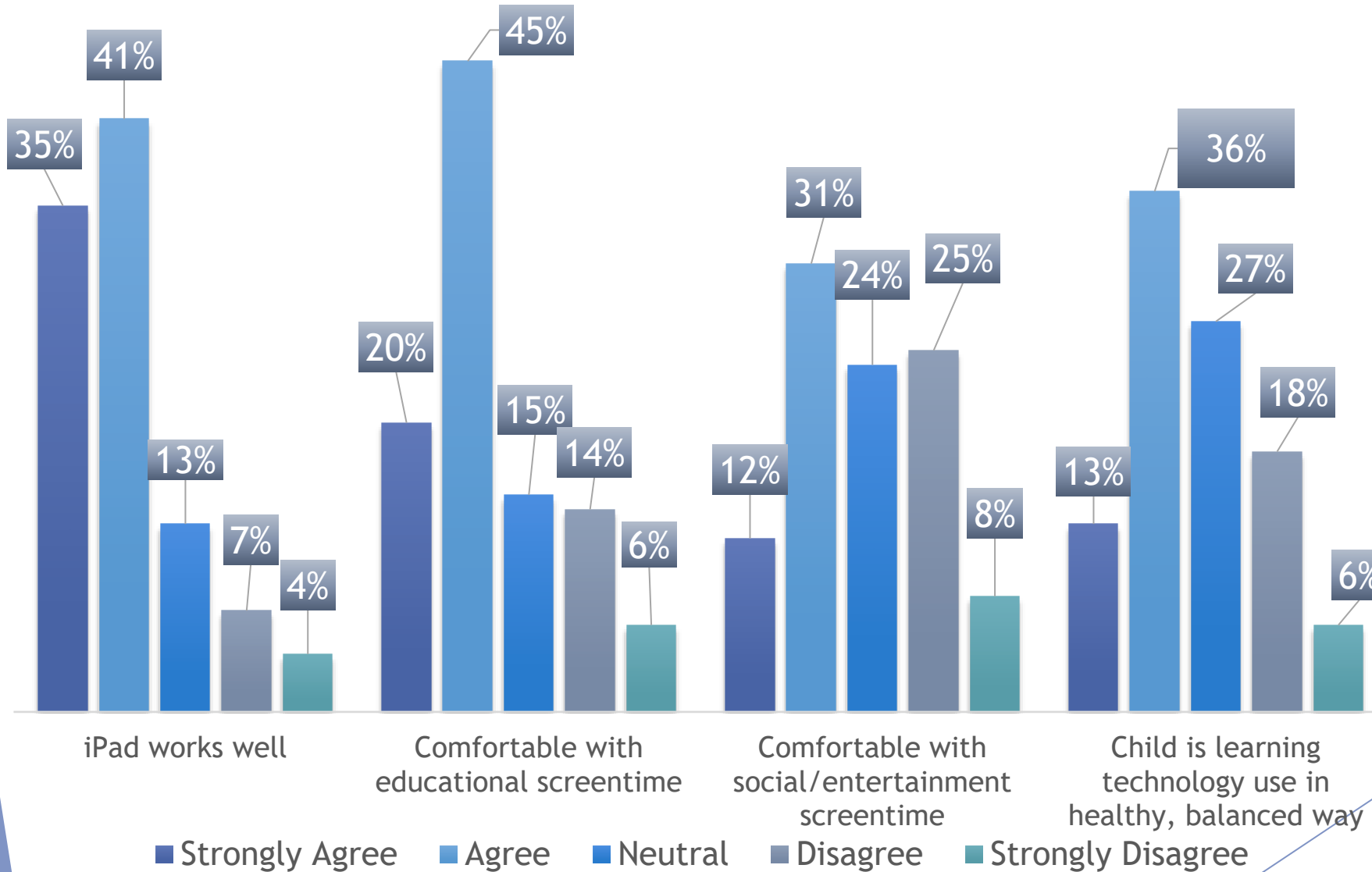
2022 Minnetonka Schools Parent Survey: The amount of homework my child has on average is:



High School Parents- Satisfaction by Subject Area	2022	2021	2020
Language Arts	95%	93%	96%
Math	96%	95%	96%
Science	94%	94%	95%
Social Studies	95%	93%	96%
Health	93%	93%	96%
Art	97%	94%	95%
FACS	95%	95%	95%
Music	97%	92%	98%
Physical Education	95%	90%	93%
MOMENTUM/Technical Education	96%	90%	97%

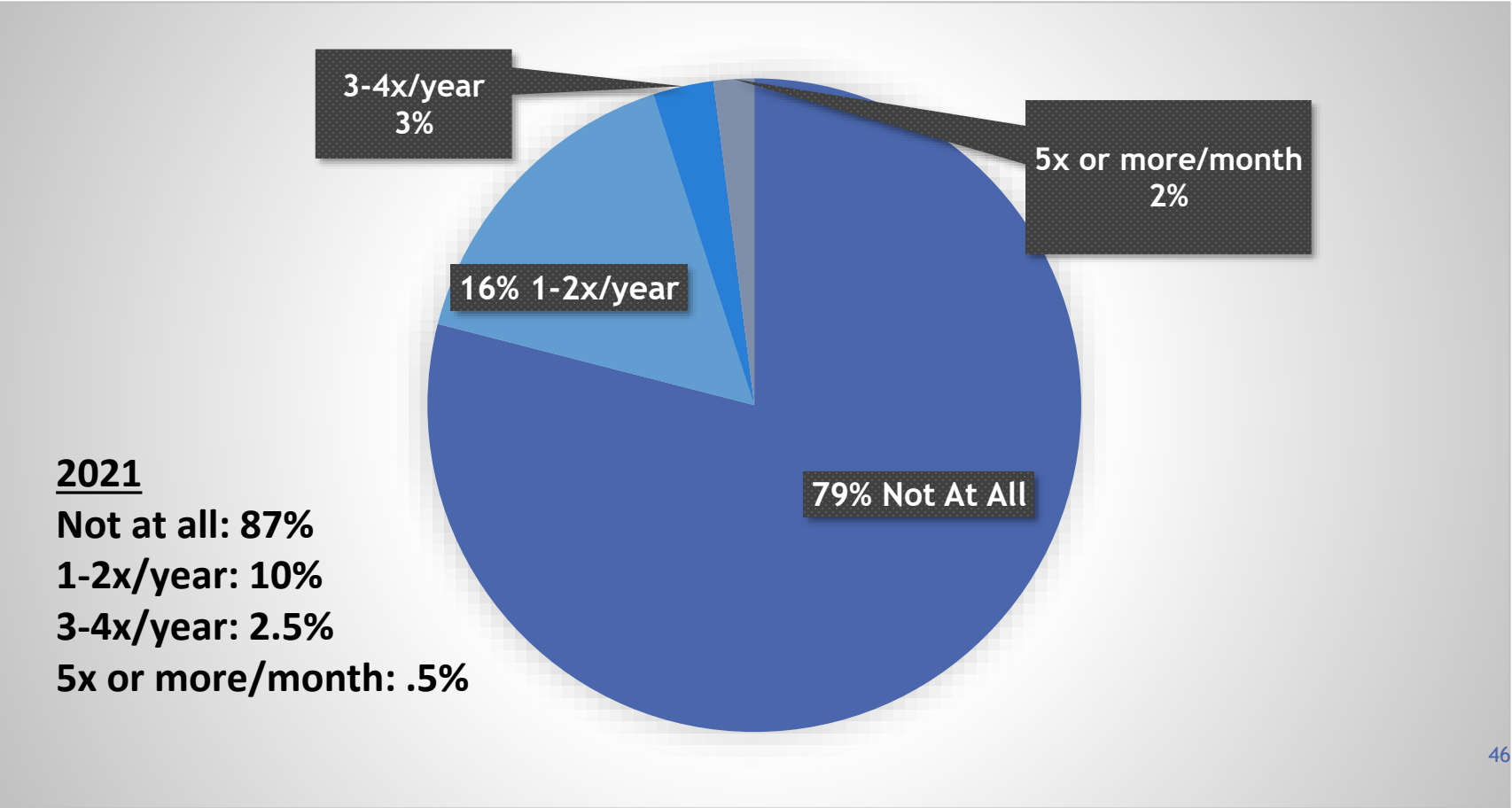
High School Parents- Satisfaction by Subject Area	2022	2021	2020
World Language	94%	92%	95%
International Studies	95%	94%	96%
VANTAGE	96%	92%	90%
IB Diploma	95%	96%	96%
AP	98%	94%	95%
Compass	97%	96%	93%
Business	95%	95%	95%

2022 Minnetonka Schools Parent Survey: High School Technology Questions

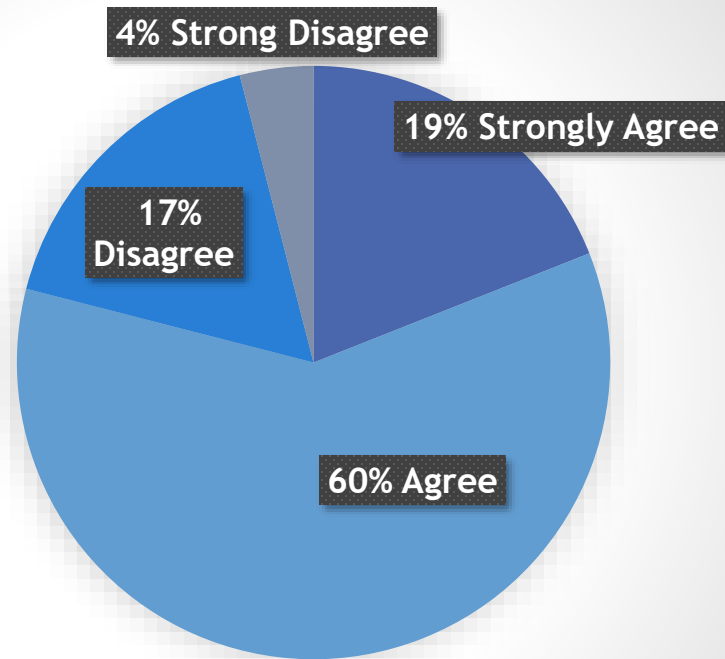


High School Parents- on Building Relationships	2022	2021	2020
I am satisfied with communication from teachers in regard to what my child is learning.	77%	76%	82%
I am aware of expectations for behavior at school.	97%	97%	99%
I believe the school provides a safe learning environment.	90%	92%	94%
I feel welcomed by staff at my child's school during the school day.	92%	89%	95%
There is an adult at school with whom my child can talk if there is a problem.	90%	89%	93%
The principal at my child's school is accessible to me when I have ideas, concerns, or questions.	91%	90%	94%
I am satisfied with guidance services at my child's school.	79%	81%	85%
I know the name of my child's counselor.	85%	87%	86%

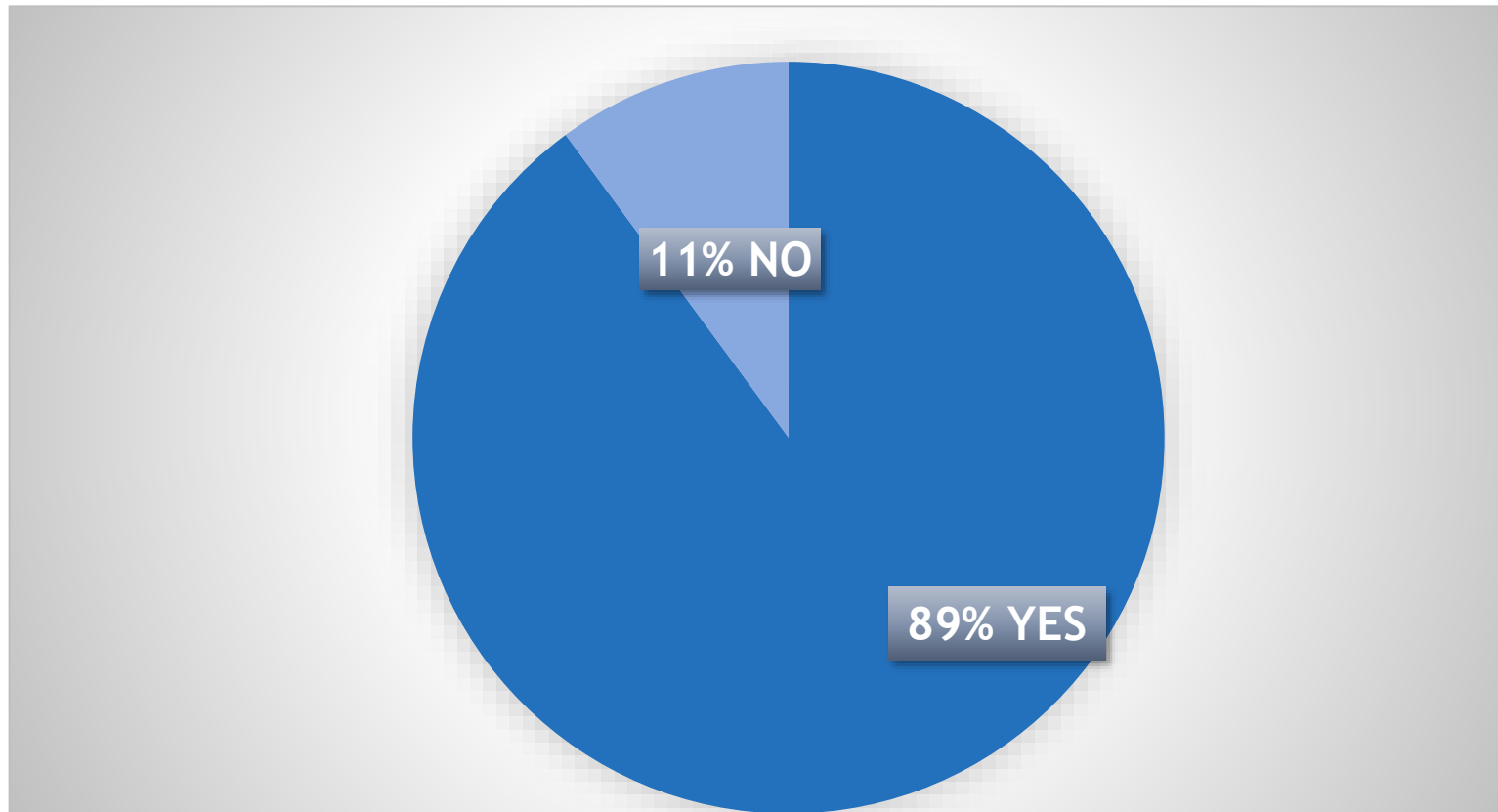
2022 Minnetonka Schools Parent Survey: High School Parents, has your child told you they were bullied at school this year, and if so, how often?



2022 Parent Survey: The school works cooperatively with parents & community to prevent drug and alcohol use.



2022 Minnetonka Schools Parent Survey: High School Parents, would you recommend your child's school to a friend or neighbor?



2022 Minnetonka Schools Parent Survey: High School Parents Commended their Child's School Principal on:

- ▶ 47% (or 220) “Strong Communications”
- ▶ 17% (or 78) “Excellent Leadership”
- ▶ 14% (or 60) “Academic Programs and Opportunities”
- ▶ 10% (or 46) “Engaged”
- ▶ 7% (or 33) “Accessible and Responsive”
- ▶ 6% (or 37) “Great Teachers/Staff”

2022 Minnetonka Schools Parent Survey: High School Parents Advised their Child's School Principal on:

- ▶ 17% (or 74) "Academic Suggestion or Concern"
- ▶ 16% (or 70) "Teacher/Staff Concern"
- ▶ 14% (or 65) "Request for More Diversity, Equity and Inclusion"
- ▶ 10% (or 44) "Request for No Politics, CRT or Social Agenda in Classrooms"
- ▶ 8% (or 36) "Communication Suggestion or Concern"
- ▶ 7% (or 31) Parking Lot, Drop-Off/Pick-Up or Bus Concern
- ▶ 6% (or 24) "COVID Safe Learning Plan Concern"

School and District Leadership

2022 Minnetonka Schools Parent Survey: School Board and District Leadership Questions

- ▶ School District Administrators are accessible to me if I have ideas, concerns, or questions about the District and its schools.
 - ▶ 82% Strongly Agree or Agree
- ▶ School Board Members are accessible to me if I have ideas, concerns, or questions about the District or its schools.
 - ▶ 73% Strongly Agree or Agree
- ▶ I trust the Minnetonka School Board and District Administration to do what is right for children in the District.
 - ▶ 74% Strongly Agree or Agree
- ▶ Our community receives a good value from its investment in local public schools.
 - ▶ 95% Strongly Agree or Agree

2022 Minnetonka Schools Parent Survey: School Board and District Leadership Questions

I prefer to engage with the School Board in the following ways (Check all that apply):

83% School Board News Email

31% Emails, Personal Calls, In-person Meetings

29% School Board Web Pages on District Website

21% Attending School Board Meetings and Study Sessions

18% School News Postcard

(2,130 parents responded to this question)

2022 Minnetonka Schools Parent Survey: School Board and District Leadership Questions

I find the following communication efforts from the District regarding important announcements, events and opportunities to be helpful. (Check all that apply)

- 97%** Emails from Superintendent or Principal
- 39%** District Website Content, (Feature Stories, Announcements and Updates)
- 38%** Peachjar E-flyers
- 33%** Social Media (Facebook, Instagram, Twitter, LinkedIn)
- 29%** Video Updates from My Child's Principal
- 29%** Annual Report (Mailed to Families)
- 19%** Feature Videos Shared by the District
- 19%** School News Postcards (Mailed to Families)
- 15%** Printed Flyers and Brochures
- 13%** Posters about Events at Schools
- 5%** Let's Talk Feature on the District Website

(2,230 parents responded to this question)

2022 Minnetonka Schools Parent Survey: Innovation is critical to our education system remaining relevant for today's learners. What would you suggest we start or stop doing in our schools to remain relevant to students' needs?

- ▶ 36% (or 192) "Academic/Curriculum Suggestion"
- ▶ 21% (or 131) "Tech Suggestion/Less iPad Use/Less Screen Time"
- ▶ 8% (or 73) "Request for No Political or Social Agendas and No Critical Race Theory"
- ▶ 5% (or 46) "More Experiential and Real-world Learning"
- ▶ 5% (or 44) "Request for More Diversity, Equity and Inclusion Efforts"
- ▶ 5% (or 44) "Nothing/Keep Doing What You're Doing!"
- ▶ 4% (or 41) "More Mental Health Support"

2022 Minnetonka Schools Parent Survey: Parents Commended the District on:

- ▶ 24% (or 272) “Academic Programs and Opportunities”
- ▶ 16% (or 180) “Excellent Leadership”
- ▶ 16% (or 180) “COVID Protocols/Safety Precautions”
- ▶ 16% (or 176) “Focus on Child-centered Excellence”
- ▶ 14% (or 159) “Great Teachers/Staff”
- ▶ 9% (or 95) “Strong Communications”
- ▶ 8% (or 86) “Academic Rigor”

2022 Minnetonka Schools Parent Survey: Parents Advised the District on:

- ▶ 15% (or 160) “Request for More Diversity, Equity and Inclusion Efforts”
- ▶ 11% (or 115) “Request to Keep Political or Social Agendas and Critical Race Theory Out of Schools/Classrooms”
- ▶ 10% (or 112) “Academic/Curriculum Concern”
- ▶ 7% (or 79) “Communication Suggestion or Concern”
- ▶ 5% (or 54) “Nothing. Good Job!”
- ▶ 5% (or 48) “Tech/iPad/Screen Time Suggestion or Concern”